

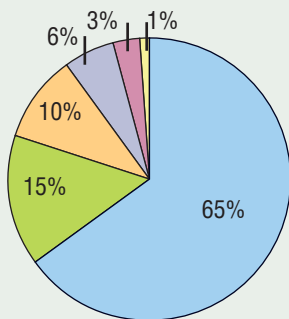
Fleet Management Company Portfolios by Size of Client Fleets

Mike Albert Leasing*

Fleet Size % of Clients

10-25	65%
26-50	15%
51-100	10%
101-200	6%
201-500	3%
501-1,000	1%

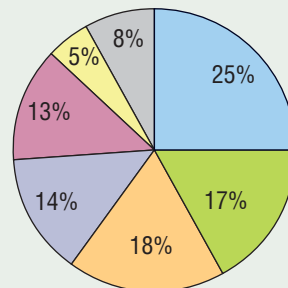
**2006 Data



ARI

Fleet Size % of Clients

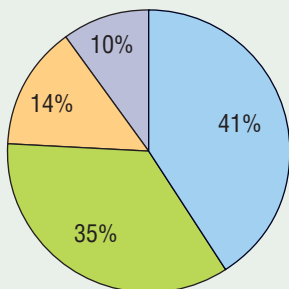
10-25	25%
26-50	17%
51-100	18%
101-200	14%
201-500	13%
501-1,000	5%
1,000+	8%



Donlen Corp.

Fleet Size % of Clients

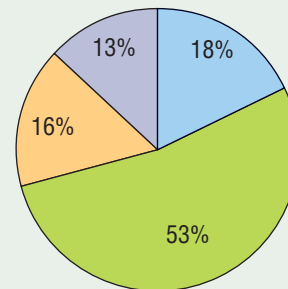
10-50	41%
51-200	35%
201-500	14%
501+	10%



Emkay

Fleet Size % of Clients

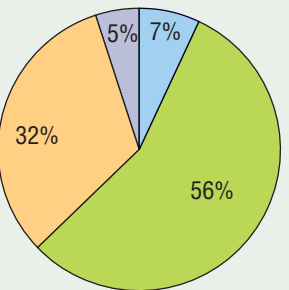
10-50	18%
51-250	53%
251-400	16%
401+	13%



Enterprise

Fleet Size % of Clients

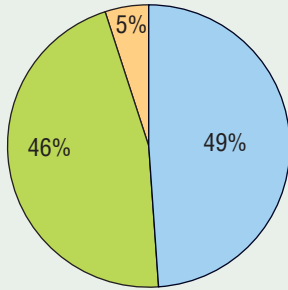
10-25	7%
26-50	56%
51-100	32%
101-200	5%



GE Capital Solutions Fleet Services

Fleet Size % of Clients

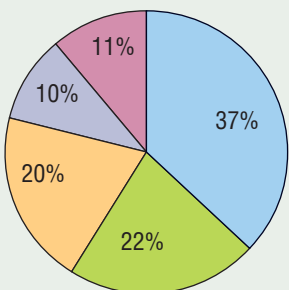
10-50	49%
51-999	46%
1,000+	5%



LeasePlan

Fleet Size % of Clients

51-100	37%
101-200	22%
201-500	20%
501-1,000	10%
1,000+	11%



Wheels

Fleet Size % of Clients

10-50	7%
51-300	26%
301-500	19%
501-1,500	25%
1,500+	23%

